

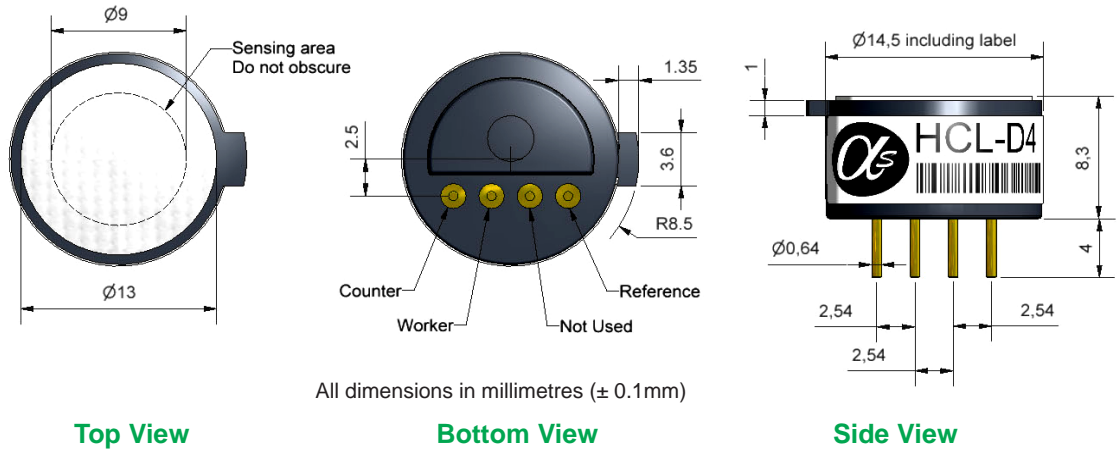


HCL-D4 Hydrogen Chloride Sensor



Figure 1 HCL-D4 Schematic Diagram

PATENTED



Technical Specification

PERFORMANCE	Sensitivity	nA/ppm in 25ppm HCl	100 to 200
	Response time	t_{90} (s) from zero to 25ppm HCl	<250
	Zero current	ppm equivalent in zero air	<3
	Resolution	RMS noise (ppm equivalent)	<0.1
	Range	ppm HCl limit of performance warranty	50
	Linearity	ppm error at full scale, linear at zero, 25ppm HCl	nd
	Overgas limit	maximum ppm for stable response to gas pulse	100
LIFETIME	Zero drift	ppm equivalent change/year in lab air	nd
	Sensitivity drift	% change/year in lab air, monthly test	nd
	Operating life	months until 80% original signal (12 month warranted)	12
ENVIRONMENTAL	Sensitivity @ -20°C	% (output @ -20°C/output @ 20°C) @ 25ppm HCl	85 to 92
	Sensitivity @ 50°C	% (output @ 50°C/output @ 20°C) @ 25ppm HCl	98 to 110
	Zero @ -20°C	ppm equivalent change from 20°C	0 to -2
	Zero @ 50°C	ppm equivalent change from 20°C	-1 to -4
CROSS SENSITIVITY	H ₂ S	sensitivity % measured gas @ ppm H ₂ S	nd
	NO ₂	sensitivity % measured gas @ ppm NO ₂	nd
	Cl ₂	sensitivity % measured gas @ ppm Cl ₂	nd
	NO	sensitivity % measured gas @ ppm NO	nd
	SO ₂	sensitivity % measured gas @ ppm SO ₂	nd
	CO	sensitivity % measured gas @ ppm CO	nd
	H ₂	sensitivity % measured gas @ ppm H ₂	nd
	C ₂ H ₄	sensitivity % measured gas @ ppm C ₂ H ₄	nd
	NH ₃	sensitivity % measured gas @ ppm NH ₃	nd
CO ₂	sensitivity % measured gas @ 5% volume CO ₂	nd	
KEY SPECIFICATIONS	Temperature range	°C	-30 to +50
	Pressure range	kPa	80 to 120
	Humidity range	% rh continuous	15 to 90
	Storage period	months @ 3 to 20°C (stored in original container)	6
	Load resistor	Ω (recommended)	10 to 33
	Bias voltage		mV
	Weight	g	



At the end of the product's life, do not dispose of any electronic sensor, component or instrument in the domestic waste, but contact the instrument manufacturer, ApolloSense or its distributor for disposal instructions.

NOTE: all sensors are tested at ambient environmental conditions, with 10 ohm load resistor, unless otherwise stated. As applications of use are outside our control, the information provided is given without legal responsibility. Customers should test under their own conditions, to ensure that the sensors are suitable for their own requirements.

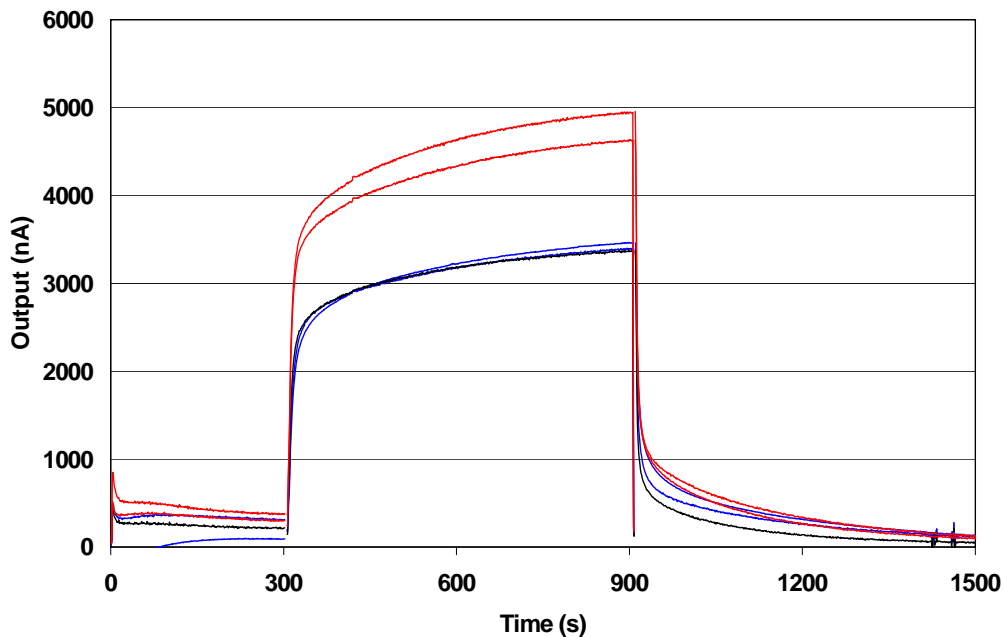
深圳市新世联科技有限公司



HCL-D4 Performance Data

Technical Specification

Figure 2 Response to 25ppm HCl



The HCL-D4 shows fast response and stable output when exposed to 25ppm HCl.

Figure 3 Temperature dependence

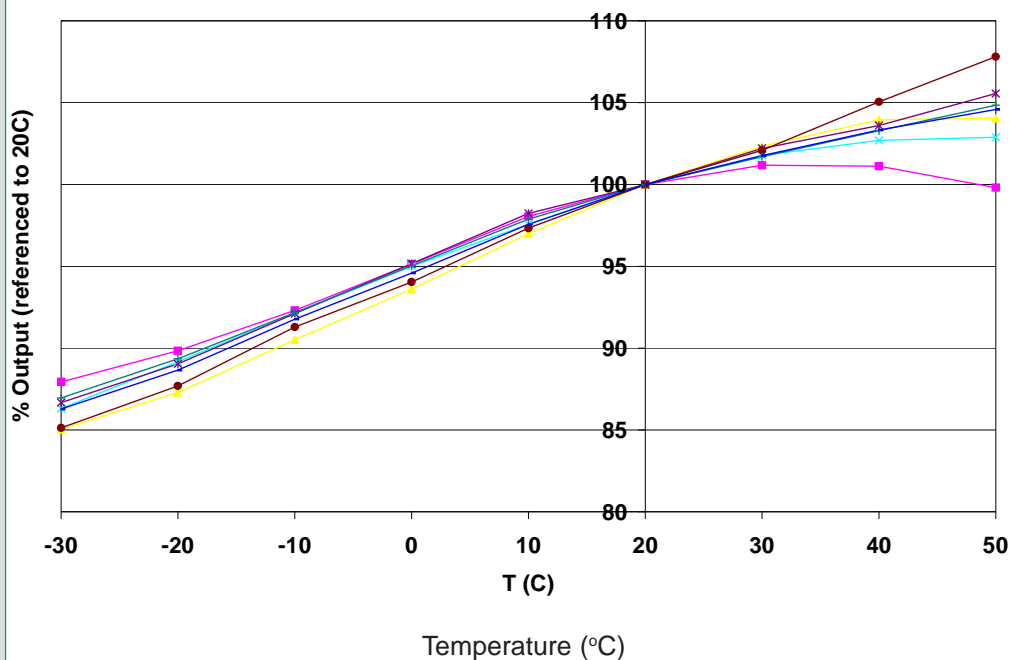


Figure 3 shows the variation of sensitivity at 25ppm HCl caused by changes in temperature.

For further information on the performance of this sensor, on other sensors in the range or any other subject, please contact Alphasense Ltd. For Application Notes visit "www.alphasense.com".